

KIWATEK

TAWA-T2308

2U 3 PCI/PCI-E Slot

Dimensions:

477.80mm(W) x500.40mm (D) x 88.00mm (H)(18.8" x 19.7" x 3.46")

Motherboard Spec.

For Micro ATX Motherboard.

Front Panel:

Power SW . Power LED . HDD LED .
USB Port x 2.

Back Panel:

Standard I/O shield (not included)
Expansion LOW-PROFILE PCI/PCI-E Raw slot x 3

Drive bays:

3.5" HDD BAY x8
2.5" HDD BAY x4

Cooling Fan:

8 cm Fan x 3

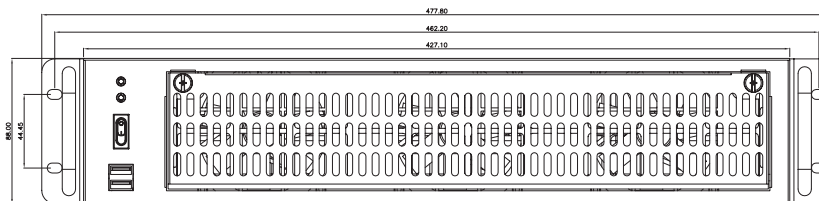
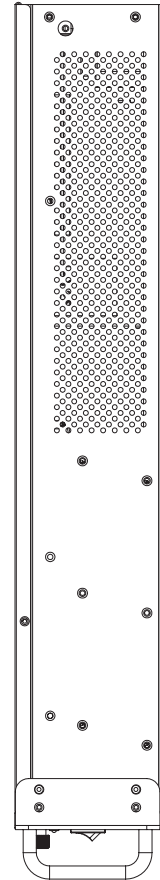

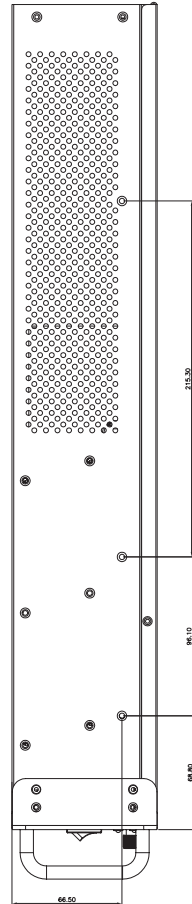
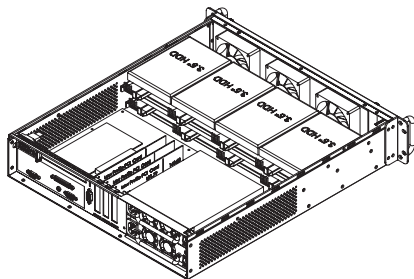
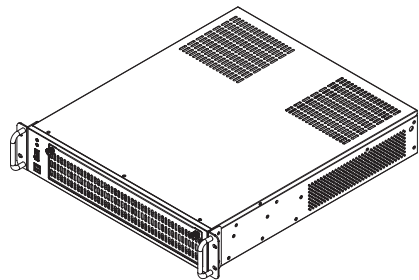
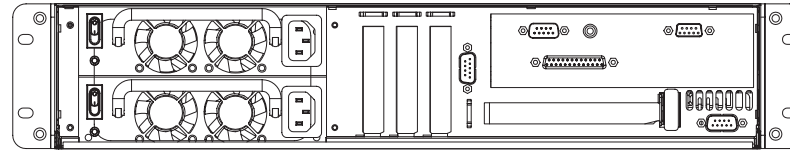
Power Input:

PS2 POWER SUPPLY 300W / 400W / 500W
Redundant PSU

Construction:

Metal chassis
Low Operation temperature

RoHS Compliant



UNIT : mm
Rev : 1.0
Date : 2013.04.03